



Welcome to Nursery

Information Booklet

2024 - 2025

Croeso i'r Meithrin

Llyfryn Gwybodaeth

2024 - 2025



*Ysgol Gynradd
Garnteg
Primary School*

GARNTEG PRIMARY SCHOOL

Ysgol gynradd Garnteg

Contents

Daily Routine

Curriculum for Wales

PLE

Termly Overviews

School Trips

School Rules

School Council

Home Learning

Home School Links

Home School Posts

Croeso i'r Meithrin

We hope you find the following information booklet useful. Included are details about your child's curriculum, the topics we intend to cover throughout the year and how their learning will develop throughout their journey in Meithrin.

Be sure to check our school website www.garntegprimary.co.uk and our Twitter pages for regular updates and information @garntegprimary.

Nursery

Mr A Tully

Class Teacher

A Teaching assistant will also be supporting in nursery.

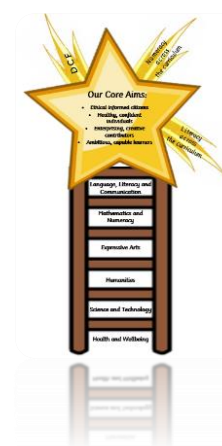
Daily Routines - Arferion Dyddiol

Pupils enter and leave school through either the top or bottom gate and will be met by a member of staff. Morning Nursery session starts at 9.00am with registers closing at 9.15am. The morning session finishes at 11.30am. Afternoon Nursery session begins at 12.45pm with registers closing at 1.10pm. The school day finishes at 3.15pm.

When the children arrive in the classroom, they begin an activity which will support or reinforce learning. This will allow the class teacher to complete the register. Pupils begin activities immediately upon arrival.

All children sit together at the start of a session for circle time so that we can all say good morning/ afternoon to our friends. This will usually be done in Welsh and the use of incidental Welsh is encouraged throughout the day. This is followed by fun Squiggle While You Wiggle activities to help develop gross motor skills. We have snack daily with small groups of children at a time. At the end of the school day, the children are brought back to the school gate that they were dropped off at to be collected.

Children who return to school following a period of absence are expected to produce an explanatory note/letter from their parents, unless the school has been previously informed by telephone. Persistent, unexplained absences are reported to the Headteacher who will bring the matter to the attention of the Education Welfare Officer.



School Uniform - Gwisg Ysgol

Children are expected to adhere to the recognised school uniform. If there are any problems with uniform please inform the class teacher in person or through sending in a note. The school has a uniform which consists of:

- Grey/black trousers /skirts/ pinafore dress
- White polo shirts
- Red cardigan/ jumper/ sweatshirt
- Shoes or suitable trainers
- Girl's pink/ red and white checked summer dress

All items of clothing must include your child's name.



Spare Clothes and P.E Kits

- Dillad Sbar a pecyn addysg gorfforol

Please can your child be provided with spare clothes and a bag for dirty clothes which can be kept on their peg. If you have wellies at home, please bring them in for outdoor learning activities. These can be stored underneath your child's peg in the Nursery lobby or in the welly rack in our sheltered area.

P.E will be held on a weekly basis and children will need to bring suitable kit for indoor and outdoor physical activity. This should be clearly named and stored in a named bag on the children's pegs. Each week we will be holding a forest school/PE day and the children will need to keep wellies in school for this.

Please remember to write your child's name on all belongings and items of clothing.



CLIMB TO SPARKLE CURRICULUM

At Garnteg we are proud to be part of creating a new learning curriculum in Wales. The aim across Wales is to see schools as learning organisations. Since September 2022 we are now adhering to the new Curriculum for Wales. This means we are providing our learners with authentic, holistic opportunities within their learning. We aim to provide learners with a range of 'real life' opportunities that will be enjoyed thoroughly. Through pupil voice, pupils engage in the planning and evaluation of their learning across all Areas of Learning Experiences (AoLEs).

These include:

- **LANGUAGE, LITERACY AND COMMUNICATION** - which includes Literacy, Welsh language as well as engagement with Modern Foreign Languages further on in the school.
- **MATHEMATICS AND NUMERACY.**
- **SCIENCE AND TECHNOLOGY** - developing Science, Design Technology, ICT and STEM opportunities.
- **CREATIVE DEVELOPMENT** - Music, Drama and Art
- **HEALTH AND WELLBEING**
- **HUMANITIES** - Geography, History and RE

Alongside these Areas of Learning and Experiences (AoLEs), we aim to develop the Core Purposes within learning. Within the new curriculum there are four Purposes aimed at developing the pupils for their future ventures and opportunities.

The aim is for our children to become:

- Healthy, Confident Individuals
- Enterprising, Creative Contributors
- Ambitious, Capable Learners
- Ethical Informed Citizens

These purposes will be shared with the pupils regularly and available around the school for reference.

Additional Learning Needs System

The special educational needs (SEN) system has been replaced by the additional learning needs (ALN) system. The new system allows learners to be identified early and addressed quickly, and where all learners are supported to reach their potential. At Garnteg, all children will be given access to universal provision, where we aim to meet the needs of all learners through

high quality teaching and learning.

For more information on the ALN bill please see this informative video <https://www.youtube.com/watch?v=00gHqzWowPg>


Classroom Rules - Rheolau Dosbarth

In our classes we ensure that we have a happy learning environment where everyone feels valued and enjoys their time together. In order for us to achieve this we have a number of rules that we abide by that are linked in with the school rules.

School Rules - Rheloaau Ygsol

As we strive to help children become life-long learners we promote independence and responsibility throughout the school day.

In Nursery, Mr Potato Head helps the children with their class rules



Healthy Snack - Bwyd Iachus

Nursery supply a healthy snack and milk daily. There will be a termly payment of £5 per person. Please log on to Civica pay Education payments platform using the website. An activation code will be emailed to you. Once logged in

- Click on this link [https://www.civica.co.uk/education](#) in the top right hand corner

Children can also bring in their own drinks bottle with water to access throughout the session. No sugary drinks should be brought to school. If your child has any specific dietary requirements, please let us know.

Medical information - Gwybodaeth feddygol

If your child suffers from a medical condition that is likely to affect his/her education, we would be grateful if you would inform us. Should your child require regular medication, and you wish to undertake its administration, we must ask that you inform us in writing. Information should contain the time of day it is to be taken and the dosage. Please complete a medical form at the office when bringing in your child first thing in the morning.

Personal Care - Gofal Personol

Toileting

Children starting Nursery are expected to be toilet trained and are encouraged to become more independent in their personal care with dressing themselves after the toilet and using toilet paper independently. This includes washing their hands after they have been to the toilet and drying them correctly. However, we understand that accidents happen. Please can all children be provided with spare clothes that are fully labelled and a bag for dirty clothes.

School Nurses

School nurses are specialised qualified experienced professionals that work across health and education boundaries that can support you with toileting if you require so. They work with individual children, young people and families, schools and communities to improve health. They also provide the link between school, home and the community. They are supported with a team of Registered Nurses and Health Care Support Workers.

King and Queen of Nursery - brenin a brenhines

Every Friday a child will be crowned King or Queen of Nursery as a reward for their efforts in class. A certificate will be sent home of their achievements.

Attendance - Presenoldeb

We pride ourselves on the great attendance records we have kept over previous years. We look forward to keeping this great attendance record over the coming year. Remember your child needs to be in school every day to learn and cannot achieve attendance targets if they have any absences that total 10 days or more. Please send your child to school every day.

Parental Communication



Class Dojo

At Garnteg we reward great behaviour with dojo points. Each child will have their own monster avatar and will build up their points and rewards through the year. Parents and carers are invited to view the children's dojo point progress where they can too download the app and receive notifications of the points changing, pictures and a live feed throughout the day.

At Garnteg we reward great behaviour with dojo points. Each child will have their own monster avatar and will build up their points and rewards through the year. Parents and carers are invited to view the children's dojo point progress where they can download the app and receive notifications of the points changing throughout the day.

Class dojo can be used to contact your child's teacher during the hours of 8am - 5pm only, using the messenger function. Please be aware that teachers cannot reply during the school time as they are teaching. If your message is important please contact the school office. Any whole school or class important notices or updates will be posted on the class dojo story for you to keep to up to date with the latest information

Parental Concerns

The Governing Body has adopted the complaints procedure outlined by Torfaen LEA 2013. A full copy of the schools' complaints policy and procedures is available by request from the school office or via our school

website. <http://www.garntegprimary.co.uk/media/1199/complaintsprocedure-guidance-for-parents.pdf>

If you should ever feel it is necessary to make a complaint about the school curriculum or indeed any other aspect of the school, your first point of contact would be the class Teacher, then Senior Leader Member, Deputy Head Teacher then the Head Teacher. If after speaking with the class teacher you are still concerned you can contact the school and arrange to discuss any matter with the Head Teacher in the hope that it can be resolved quickly and to everyone's satisfaction. Should the issue still not be resolved then you can make a formal complaint to the governing body, preferably in writing to the Chair of Governors. It is not the role of parent governors to bring complaints from individual parents into school or to meetings. That is the responsibility of the parents themselves to follow the procedure listed above. We aim that early contact and discussion would resolve most concerns so please remember that is always best to contact school at your earliest opportunity.

A policy statement on bullying has been and is available to all parents. A full copy of the schools' Anti-bullying policy and procedures is available from the school. A full copy of the schools' complaints procedure adopted by our Governors fully complies with Welsh Assembly advice

and is the policy written and adopted by Torfaen and can be obtained via the school reception. Smaller leaflets are available from the waiting areas in school and are on our school website

First point of call: Class Teacher

Second Point of call: Progression Step 1 Leader

Third point of call: Deputy Headteacher via letter of invite to the school to discuss matter of concern.

Final point of call: Headteacher

Safeguarding - Diogelu

At Garnteg primary we are committed to the welfare, safety and happiness of all our pupils.

All incidents are reported to the named child protection officer: **Mrs S Roche-Headteacher**

IN HER ABSENCE ALL INCIDENTS SHOULD BE REPORTED TO

The Deputy Named Protection officers

1. Mrs C Jones - Deputy Head teacher
2. Mrs S Skyrme –Safeguarding Governor

The child protection officers for Torfaen are

1. Mr J Tushingham - 01495 766941
2. Mrs J Watkins - 01495 766912

Home Learning - Dysgu Gartref

Information about our topic will be updated on our class webpage and twitter sites. In Nursery we encourage the following home learning activities to support learning.

Reading

We recommend 10 minutes reading 5 times a week as a part of homework. Children can practice reading sounds as part of our schools R.W.I scheme. Learners are encouraged to retell their favourite stories and talk about the pictures.

Homework

Children will be given a homework log containing activities to complete at home over the course of each half term. These can be shared with the class teacher via Class Dojo, Twitter or Email. Dojo points will be awarded for completed homework and it will be celebrated in class. Parents are encouraged to partake in these activities and the children are encouraged to use lots of imagination.

Home - School Links

In the Autumn and Spring term there are formal Parent - Teacher Consultations which take place face-to-face or over the phone. The consultations provide opportunity for parents to discuss with teacher's children's progress, targets and voice any concerns they may have.

A written report is issued at the end of autumn, spring and Summer term.

Each week a newsletter is published and updated on the school's website.

Reading

We recommend 10 - 15 minutes reading 5 times a week as a part of homework. Children will have access to online reading resources through 'Bug Club' and each child will be given a log in. A home reader book can also be supplied if you have trouble accessing the internet at home. Please contact the class teacher to have this arranged.

How You Can Help

· You can do as much as you wish

Children will be encouraged to read books using 'Bug Club' online reading. Reading is important to reinforce the strategies learnt in school during Read Write Inc or guided reading.

You can help your child learn their spellings by using the following activities:

- Hunt sounds and words around your house
- Play snap and memory games with your high frequency words
- Look, Copy, Cover, check!
- Play matching games with sounds and pictures
- Make letter fans
- Play 'splat' games, who can find the sound/word first?
- Create a poster
- Create a card game with certain spelling on

There are also lots of online resources which can help your child's spellings.

The BBC website is a great place to start!

<http://www.bbc.co.uk/bitesize/ks1/>

<https://hwb.gov.wales/>

<https://www.j2e.com/launch>

https://hwb.gov.wales/repository/source/britannica_school/browse?level=ebi

<https://www.topmarks.co.uk/>

www.primaryresources.co.uk

<http://www.coolmath-games.com/>

<https://login.mymaths.co.uk/login>

Enjoy supporting your child's learning.

Read Write Inc Sounds

At Garnteg Primary School we use the Read Write Inc programme to teach the children sounds (phonics) and to develop early reading skills such as blending sounds together to read

words. Below are some of the sounds that your child will learn along with rhymes to support letter formation. We encourage you to practice these at home.



Maisey mountain mountain	Around the apple, down the leaf	Slither down the snake	Round his bottom, up his tall neck and down to his feet	Down the tower, across the tower	Down the body, dot for the head	Down Nobby and over his net	Down the plait and over the pirate's face	Round her face, down her hair and give her a curl
--------------------------	---------------------------------	------------------------	---	----------------------------------	---------------------------------	-----------------------------	---	---




All around the orange	Curly around the caterpillar	Down the kangaroos body, tail and leg	Down and under, up to the top and draw a puddle	Down the laces, to heel, round the toe	Down the stem and draw the leaves	Lift off the top and scoop out the egg	Down the long leg	Down the head, to the hooves and over his back
-----------------------	------------------------------	---------------------------------------	---	--	-----------------------------------	--	-------------------	--




My RWI
Sound
Mat

Down his back, then curl over his arm	Down the body, curl and dot	Down a wing, up a wing	Down a horn, up a horn and under his head	Down up, down up	Zig-zag-zig	Round her head, up past her earrings and down her hair	Down the arm and leg, repeat the other side
---------------------------------------	-----------------------------	------------------------	---	------------------	-------------	--	---

Around and round and round we go,
When we get home we have a zero.



Start at the top and down we run.
That's the way we make a one.




Start on the beak, go down the neck and then along to make the ear.

That's the way we make a two.



Around the tree and around the tree.
That's the way we make a three.




Like a capital L and then some more.
That's the way we make a four.



Short neck, belly fat, number five wears a hat.
That's the way we make a five.




Down we go and make a loop.
Number six makes a hoop.



Across the sky and down from heaven.
That's the way we make a seven.



Make an 's' and do not wait.
When it's joined up you have an eight.



Make a loop and then a line.
That's the way we make a nine.



High Frequency Words

Below are the high frequency words that will be taught to your child when they go to Reception. We have included these in the nursery pack as nursery children will also be exposed to these high frequency words throughout the year.

45 High Frequency Words

2

Words	R	W	Words	R	W
			go		
I			was		
the			we		
come			this		
went			are		
look			big		
up			she		
me			they		
like			see		
going			it		
and			no		
my			he		
on			get		
mum			away		
at			this		
for			where		
a			they		
dad			there		
am					
is			day		
Said			of		
To			play		
here			all		
in			take		

can			yes		
sat					
you					